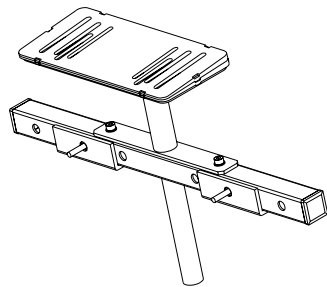
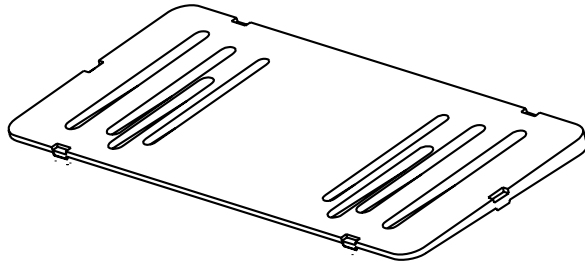
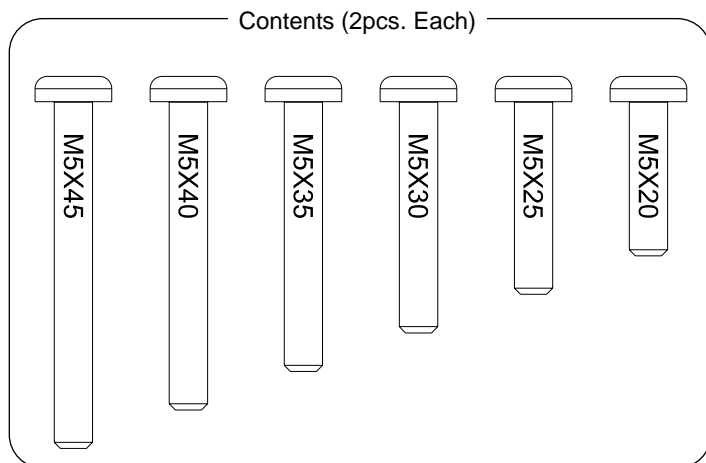


NIRO SPACER 25

OWNERS MANUAL



Shown are 2 pieces of the Spacer 25 used with the TV Fitting Kit Narrow for tilting the speaker downwards.



The Spacer 25 is used to tilt the speaker, either up or down, by inserting between the speaker and TV Fitting kit or the Wall Mount.

Adjust speaker angle so that the speaker will face directly toward the listener's head.

Attach the unmarked side of the Spacer 25 to the bottom of the speaker so that the wording SP_PLATE_SIDE remains visible.

One piece of the Spacer 25 allows the speaker to tilt upwards or downwards by 2.5 degrees. Multiple spacers can be used together to increase the angle of tilt. Use the appropriate screw depending on the number of spacers being used according to the following chart.

NIRO 1000	Screw Size
1pc.	M5X20
2pcs.	M5X25
3pcs.	M5X30
4pcs.	M5X35
5pcs.	M5X40
6pcs.	M5X45

NIRO800/620/420	Screw Size
1pc.	M5X15 (This size screw comes with the TV fitting Kit or the Wall Mount)
2pcs.	M5X20
3pcs.	M5X25
4pcs.	M5X30
5pcs.	M5X35
6pcs.	M5X40

Important:

Please make sure the installation is secure to avoid any accidental damage.